

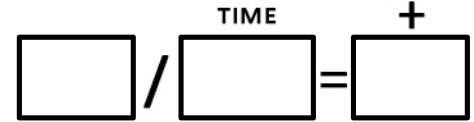
PISTOL I.Q. STANDARDS

THE PISTOL IQ STANDARDS WERE CREATED TO TEST A SHOOTER ON 5 CORE COMPETENCY SHOOTING SKILLS: ACCURACY, DRAW SPEED, RECOIL MANAGEMENT, TARGET TRANSITIONS, AND THROTTLE CONTROL. THEY WERE NOT INTENDED TO BE A PASS/FAIL TYPE TEST, BUT ONE THAT GENERATES AN AGGREGATE SCORE AND MEASURE OF A SHOOTER'S CURRENT PERFORMANCE PROFICIENCY. A SCORE OF 100 REPRESENTS A BASE LEVEL OF PROFICIENCY THAT SHOULD BE STRIVED FOR, AND THE SCORES SCALE UP (AND DOWN) FROM THERE. A SCORE OF 144 OR MORE REPRESENTS "GRAND MASTER" SHOOTING PROFICIENCY. THESE STANDARDS ARE NOT MEANT TO BE IMPOSSIBLE TO SCORE WELL AT, BUT REQUIRE CONSISTENT PERFORMANCE ACROSS A VARIETY OF SKILLS AT A AND REASONABLE LEVEL OF HIGH SKILL TO SCORE WELL.

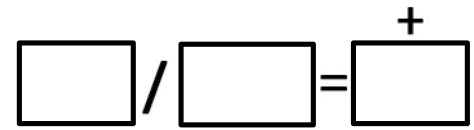
ACCURACY STANDARD - "HALF TEST" - FROM 10 YDS, DRAW AND FIRE 5 ROUNDS TO AN NRA B8 TARGET WITHIN 5 SECONDS. SHOTS OVER TIME ARE NOT SCORED. RECORD THE SCORE.



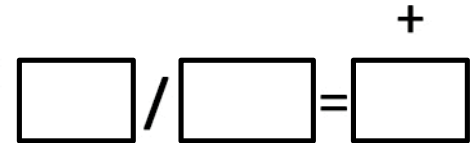
DRAW STANDARD - FROM 7 YDS, DRAW AND FIRE 2 ROUNDS TO A USPSA A-ZONE. RECORD THE POINTS AND TIME, DIVIDE POINTS BY TIME TO CALCULATE A HIT FACTOR.



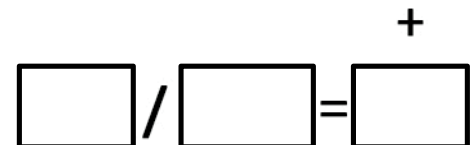
RECOIL STANDARD - FROM 7 YDS, DRAW AND FIRE 6 ROUNDS TO A USPSA A-ZONE. RECORD THE POINTS AND TIME, DIVIDE POINTS BY TIME TO CALCULATE A HIT FACTOR.



TRANSITION STANDARD - FROM 7 YDS, DRAW AND FIRE 2 ROUNDS TO EITHER THE LEFT OR RIGHT TARGET, TRANSITION AND FIRE 2 ROUNDS TO THE OTHER TARGET, AND TRANSITION AND FIRE 2 ROUNDS TO THE FIRST TARGET AGAIN. RECORD THE POINTS AND TIME, DIVIDE POINTS BY TIME TO CALCULATE A HIT FACTOR.



THROTTLE STANDARD - FROM 7 YDS, DRAW AND FIRE 2 ROUNDS EACH TO THE 3 TARGETS (FULL A-ZONE, 3X5 CARD, BUSINESS CARD) IN ANY ORDER. RECORD THE POINTS AND TIME, DIVIDE POINTS BY TIME TO CALCULATE A HIT FACTOR.



ADD THE HIT FACTOR SCORES TO THE ACCURACY SCORE, AND MULTIPLY BY 2 TO GET YOUR FINAL SCORE




THE ACCURACY STANDARD IS SCORED ACCORDING TO THE SCORING RINGS ON THE NRA B8, THEN DIVIDED BY 2, AND ROUNDED UP TO THE NEAREST WHOLE NUMBER.

x2

THE REMAINING TARGETS ARE SCORED AS 5 POINTS FOR EACH HIT IN THE TARGET AREAS. HITS OUTSIDE OF THE TARGET AREAS ARE NOT SCORED. LINE BREAKS ARE SCORED AND COUNTED THE SAME AS USPSA SCORING.

PISTOL IQ
SCORE



OFFICIAL CCI-PIQ TARGETS MAY BE USED, AVAILABLE FOR PURCHASE AT CONCEALED CARRY.COM. OTHERWISE, THE TARGET SETUP IS AS FOLLOWS:

THE TRANSITION TARGETS SHALL BE 2 USPSA A-ZONES SPACED AT LEAST 10" APART EDGE-TO-EDGE. TWO OFFICIAL USPSA TARGETS SETUP WITH SHOULDERS TOUCHING WORKS. PRINTED TARGETS MAY ALSO BE USED AS LONG AS THE 10" SPACING IS MAINTAINED. PRINTABLE A-ZONES ARE AVAILABLE AT: WWW.CONCEALED CARRY.COM/PRINTTARGETS

THE THROTTLE TARGETS SHALL BE 1 FULL USPSA A-ZONE IN THE CENTER WITH A 3X5 INCH TARGET PLACED DIRECTLY TO THE LEFT (CENTERED OVER THE LEFT D-ZONE IF A FULL USPSA TARGET IS USED) AND A 2X3.5 INCH TARGET PLACED DIRECTLY TO THE RIGHT (CENTERED OVER THE RIGHT D-ZONE). IF USING IMPROVISED TARGETS, THE 3X5 CARD SHALL BE PLACED 3" TO THE LEFT EDGE-TO-EDGE, AND THE BUSINESS CARD SIZED TARGET SHALL BE PLACED 3.5" TO THE RIGHT EDGE-TO-EDGE.

THANK YOU FOR PARTICIPATING IN THE PISTOL IQ STANDARDS. GOOD LUCK!

PLEASE SUBMIT SCORES AND VIDEOS VIA SOCIAL MEDIA BY TAGGING @RILEYCONCEALED CARRY AND USING THE HASHTAG #PISTOLI Q STANDARDS

WWW.LEARNTRAINSHOOT.COM